


SECTION 1 - Line Jack Units

All dimensions in millimetres.

1 Series - c/w back box for surface mounting. Dimensions 55 x 55 x 29

1/1A	Master IDC
1/2A	PBX Master IDC
1/3A	Secondary IDC
1/4A	Master screw terminal
1/5A	PBX Master screw terminal
1/6A	Secondary screw terminal


Order Ref.	L 001
	L 002
	L 003
	L 004
	L 005
	L 006



2 Series -c/w back box for surface mounting. Dimensions 68 x 68 x 29

2/1A	Master IDC
2/1A	Master IDC Enclosed
2/2A	PBX Master IDC
2/3A	Secondary IDC
2/3C	As 2/3A, reverse clip
2/4A	Master screw terminal
2/5A	PBX Master screw terminal
2/6A	Secondary screw terminal


Order Ref.	L 007
	L 007ENC
	L 008
	L 009
	L 029
	L 010
	L 011
	L 012



3 Series - single faceplate. Dimensions 86 x 86

3/1A	Master IDC
3/2A	PBX Master IDC
3/3A	Secondary IDC
3/3C	As 3/3A, reverse clip
3/4A	Master screw terminal
3/5A	PBX Master screw terminal
3/6A	Secondary screw terminal


Order Ref.	L 013N
	L 014
	L 015
	L 030
	L 016
	L 017
	L 018



4 Series - double faceplate. Dimensions 86 x 86

4/1A	Master IDC
4/2A	PBX Master IDC
4/3A	Secondary IDC
4/4A	Master screw terminal
4/6A	Secondary screw terminal

Order Ref.	L 019
	L 020
	L 021
	L 022
	L 023



5 Series - double faceplate, 1 circuit. Dimensions 86 x 86

5/1A	Master IDC
5/3A	Secondary IDC
5/4A	Master screw terminal
5/6A	Secondary screw terminal

Order Ref.	L 024
	L 025
	L 026
	L 027



DXE Series - for GPT Masterline system

2 Series	Termination socket
3 Series	Termination socket
3 Series	Through socket

Order Ref.	L 031
	L 033
	L 032

